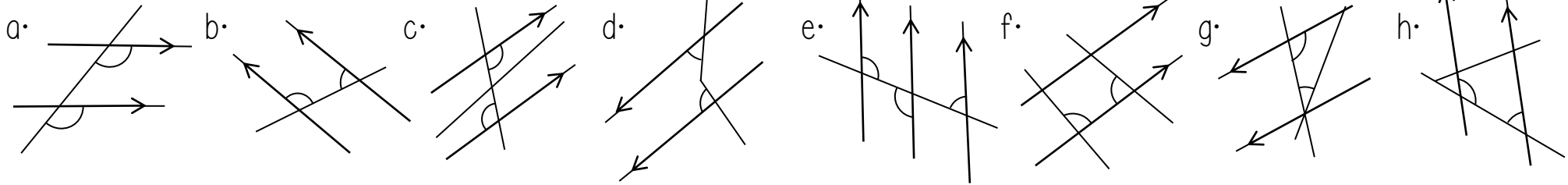
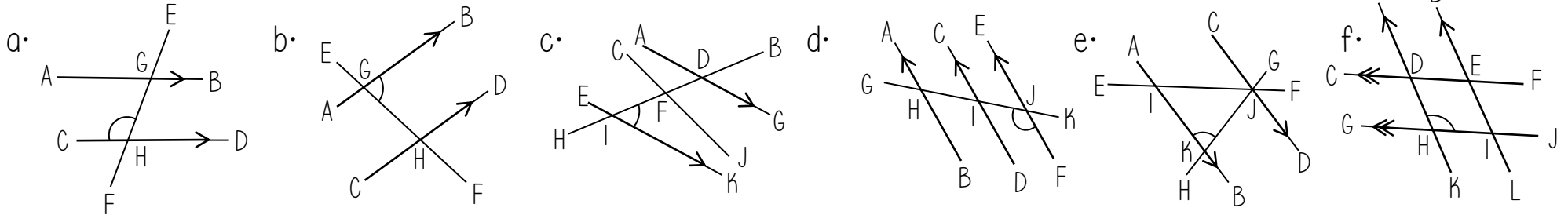


The diagrams are not drawn accurately

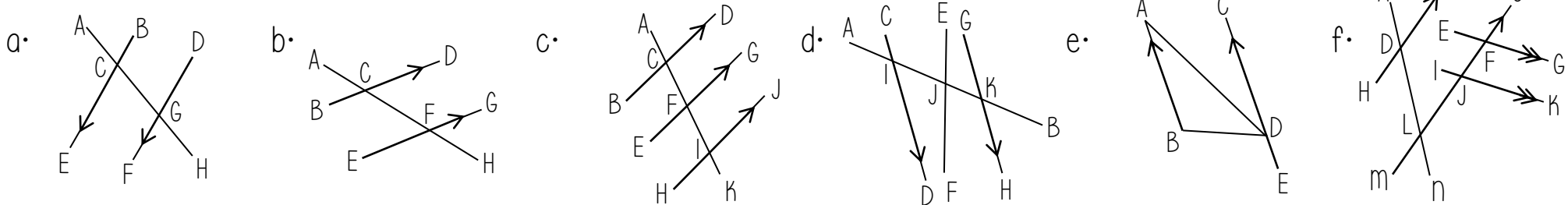
1. Do the diagrams show co-interior angles? Provide a reason for your answer.



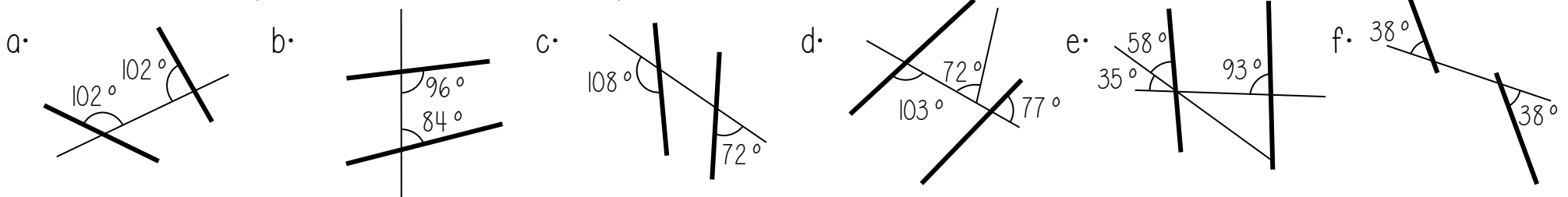
2. Write down the three letter notation for any co-interior angles to the one that is marked on the diagram.



3. Write down the three letter notation for any pairs (or more) of co-interior angles.

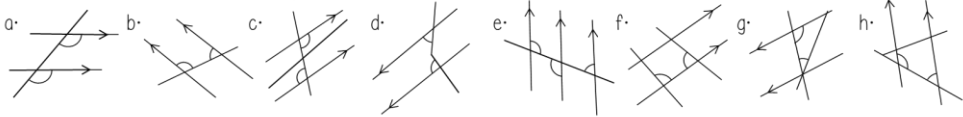


4. Are the bold lines parallel? Provide a reason for your answer.

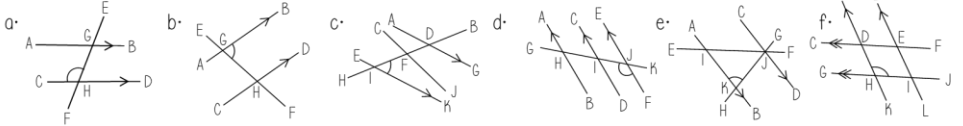


The diagrams are not drawn accurately

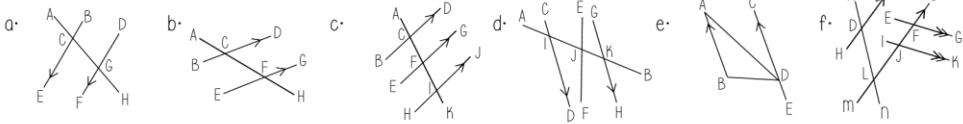
1. Do the diagrams show co-interior angles? Provide a reason for your answer.



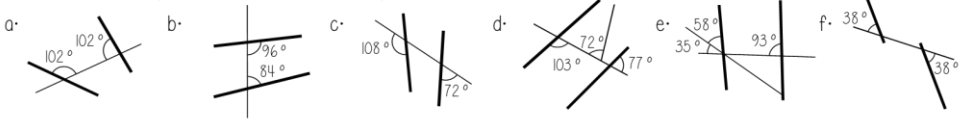
2. Write down the three letter notation for any co-interior angles to the one that is marked on the diagram



3. Write down the three letter notation for any pairs (or more) of co-interior angles

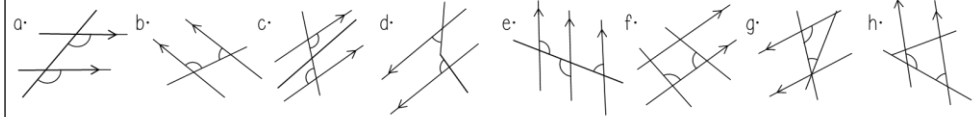


4. Are the bold lines parallel? Provide a reason for your answer.

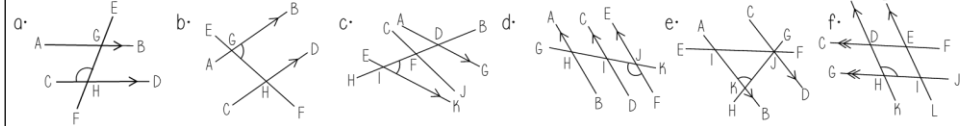


The diagrams are not drawn accurately

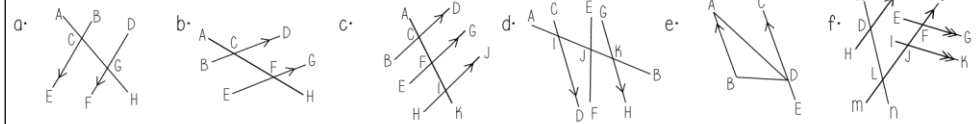
1. Do the diagrams show co-interior angles? Provide a reason for your answer.



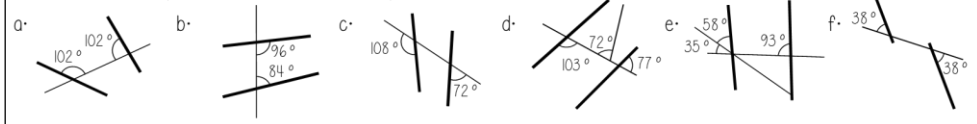
2. Write down the three letter notation for any co-interior angles to the one that is marked on the diagram



3. Write down the three letter notation for any pairs (or more) of co-interior angles

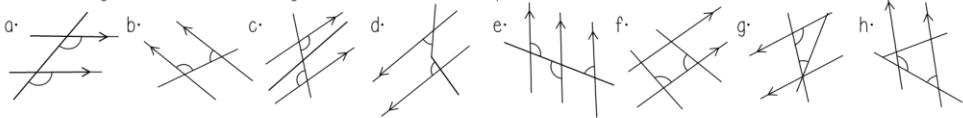


4. Are the bold lines parallel? Provide a reason for your answer.

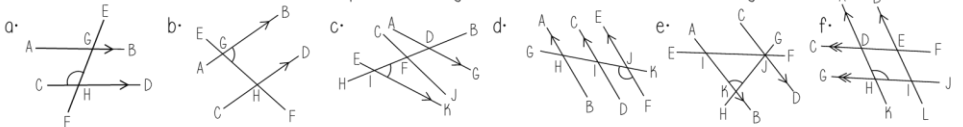


The diagrams are not drawn accurately

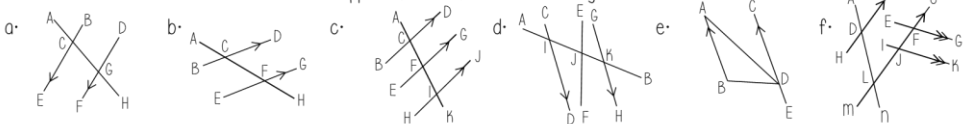
1. Do the diagrams show co-interior angles? Provide a reason for your answer.



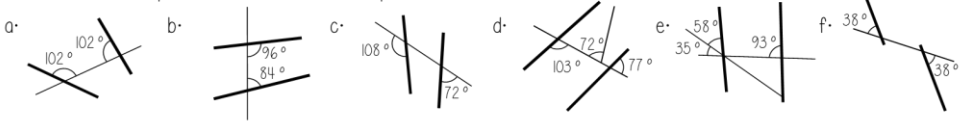
2. Write down the three letter notation for any co-interior angles to the one that is marked on the diagram



3. Write down the three letter notation for any pairs (or more) of co-interior angles

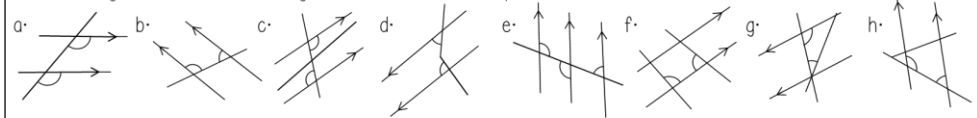


4. Are the bold lines parallel? Provide a reason for your answer.

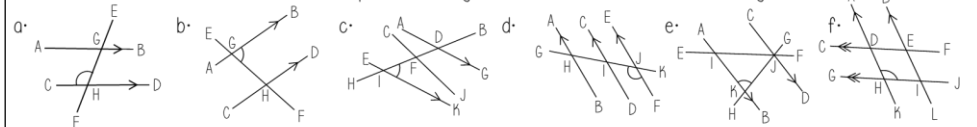


The diagrams are not drawn accurately

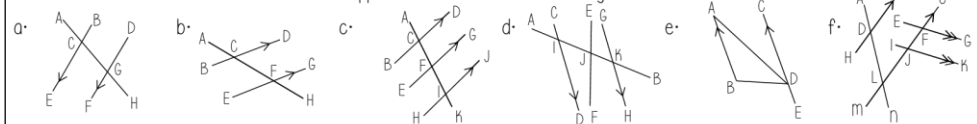
1. Do the diagrams show co-interior angles? Provide a reason for your answer.



2. Write down the three letter notation for any co-interior angles to the one that is marked on the diagram



3. Write down the three letter notation for any pairs (or more) of co-interior angles



4. Are the bold lines parallel? Provide a reason for your answer.

